




One Developer One Week

Total Integration with Balad Link




List Of Content



- 1** Balad Link: Your Gateway to Seamless Payments
 - 2** How Easy Is It to Integrate with Balad Link?
 - 3** Day 1 : Initial Setup, Consultation & Trial Testing
 - 4** Day 2 & 3 : API Integration & Semi-Production Testing
 - 5** Day 4 : Testing & Refinement
 - 6** Day 5 : Non-Technical Team Training and Final Preparation
 - 7** Why Balad Stands Out
 - 10** Conclusion
- 

List Of Content



- 1 Balad Link : Your Gateway to Seamless Payments
 - 2 How Easy Is It to Integrate with Balad Link?
 - 3 Day 1 : Initial Setup, Consultation & Trial Testing
 - 4 Day 2 & 3 : API Integration & Semi-Production Testing
 - 5 Day 4 : Testing & Refinement
 - 6 Day 5 : Non-Technical Team Training and Final Preparations
 - 7 Why Balad Stands Out
 - 10 Conclusion
- 

In today's fast-paced fintech landscape, businesses need solutions that are reliable, efficient, and secure to handle cross-border financial transactions. Balad, a leading fintech company, specializes in cross-border payments, offering multiple payout options that ensure remittances are transferred swiftly and securely. Here's how Balad Link, our robust API platform, can seamlessly integrate with your systems and elevate your financial services.



Balad Link: Your Gateway to Seamless Payments

At the heart of Balad's service offering is Balad Link, a B2B API platform that connects global Remittance Operators, Money Transfer Operators (MTOs), FinTechs, and Wallets to our payout network.

This enables businesses to facilitate transactions through multiple channels, including 10M+ bank transfers, 40M+ mobile wallets, 30M+ cards, and 4K+ cash payouts.

Through Balad Link, businesses can tap into Balad's strategic partnerships with remittance providers, aggregators, and major banks, allowing you to simplify remittance processes for migrants and their families. We follow the latest technologies and industry standards to ensure that the integration process is straightforward and easy for developers.

Our modern approach enables seamless integration, reducing complexity while ensuring security and scalability.



How Easy Is It to Integrate with Balad Link?

Integration with Balad Link is designed to be fast and hassle-free. Typically, businesses only need one developer and one working week to complete the integration. Here's a step-by-step breakdown of the process

Day 1 : Initial Setup, Consultation & Trial Testing

(Estimated Time: 4-6 hours)

Your integration journey begins with a 1-hour onboarding session to familiarize your team with Balad's platform. During this period, we walk your team through the Balad dashboard, ensuring a smooth onboarding process. We cover essential topics such as API integration, access generation, and system configuration.

Key Activities

- Introduction to Balad Link and its capabilities.
- Granting access to the dashboard, allowing the partner to:
 1. Generate API credentials.
 2. Run initial tests within minutes using a ready API collection prefilled with sample data, so you won't have to start from scratch.
- Utilize dummy data for simulations, including sample transactions and user accounts. Custom prefixes shared in the documentation allow you to test different transaction flows/scenarios.
- Hands-on guidance on best practices for integration.
- Optional: A demo session for companies that prefer a guided experience.



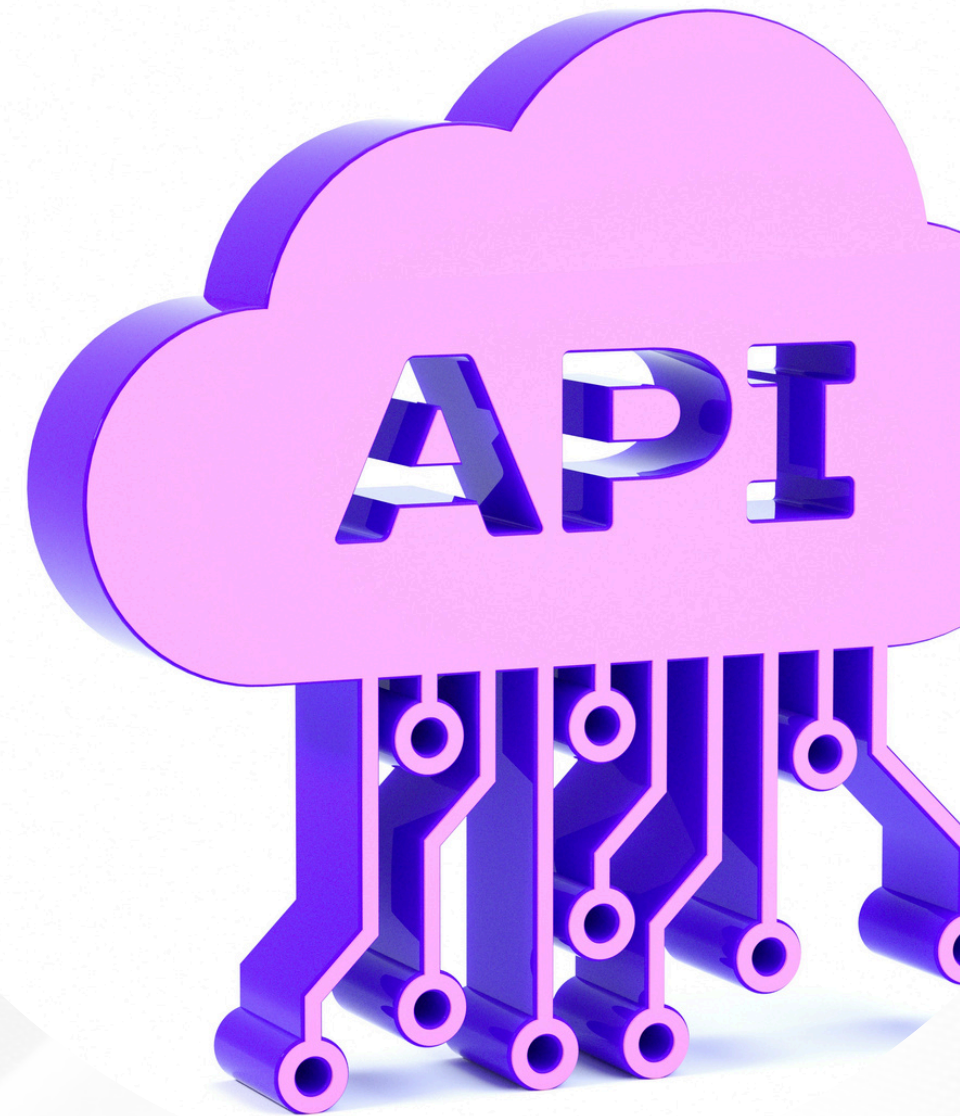

Day 2 & 3 : API Integration & Semi-Production Testing

(Estimated Time: 4-6 hours)

With initial testing completed, your developer will start full API implementation. This includes integrating endpoints, refining system interactions, and ensuring all data flows smoothly.

Key Activities

- **Complete API Implementation:** Ensure seamless communication between your system and Balad Link.
- **Transaction Flow Configuration:** Optimize how transactions move through the system, ensuring smooth execution.
- **Semi-Production Flow Testing:** Run tests that closely mimic live operations, using real-world scenarios to validate the integration.
- **Self-Service Dashboard:** The Balad dashboard offers a hands-on approach, allowing developers to independently manage API setup with minimal external assistance.



Day 4 : Testing & Refinement

(Estimated Time: 5-6 hours for testing, 3-4 hours for refinements)

With the API integration in place, your team will focus on thorough testing and fine-tuning to ensure a seamless experience before going live.

Key Activities

- **Data Validation:** Ensure all API responses and system interactions function as expected.
- **Refinements & Adjustments:** Based on test results, your team will make any necessary modifications to optimize the integration, aligning it perfectly with your business needs.





Day 5 : Non-Technical Team Training and Final Preparations

(Estimated Time: 4-6 hours)

On the final day, we offer a training session for your non-technical teams, including operations, finance, and customer support, to ensure they can effectively use the platform. Your developer will also complete final testing and get ready for the live launch.



Why Balad Stands Out:

Effortless Integration with Unmatched Support

From day one, your team gains full control over the integration process while benefiting from Balad's dedicated support and streamlined setup. Here's what makes us different:

1-Instant Access & Pre-Configured Setup

- Upon business confirmation, you will receive an email invitation to the system. After completing your registration, you will gain access to the dashboard, where you can generate API credentials, configure your settings, review technical guides, set up encryption and webhooks, and monitor your transactions and balance—ensuring a seamless onboarding experience with no delays or complications.
- Our intuitive dashboard allows developers to generate API credentials and start testing immediately.

Why Balad Stands Out:

Effortless Integration with Unmatched Support

From day one, your team gains full control over the integration process while benefiting from Balad's dedicated support and streamlined setup. Here's what makes us different:

2-Seamless Testing & Production Simulation

- Unlike others, we provide a near-production sandbox environment, allowing real-world transaction simulations before going live.
- Comprehensive documentation ensures smooth configuration without unnecessary back-and-forth.



Why Balad Stands Out:

Effortless Integration with Unmatched Support

From day one, your team gains full control over the integration process while benefiting from Balad's dedicated support and streamlined setup. Here's what makes us different:

3-Beyond Technical Integration: Full Business Enablement

- A structured ticketing and support system ensures quick resolutions and hands-on guidance.
- We offer training for non-technical teams (operations, finance, and customer support) to maximize platform efficiency.

With Balad, integration isn't just about connecting APIs—it's about providing the right tools, resources, and real-time support to make the process effortless and future-proof.

Conclusion:

Balad Link is Your Key to Simplified Cross-Border Payments

As a trusted fintech partner, Balad provides more than just a service—it offers a streamlined and scalable solution for cross-border payments. By integrating with Balad Link, your business can deliver fast, secure remittance services to customers, expand your financial offerings, and tap into global opportunities.

With an integration process that is efficient and fast, your business will be up and running in no time. Our robust APIs and non-technical team training ensure smooth operations across the board, empowering your team to confidently utilize Balad Link for all your cross-border payment needs.

Start your integration journey today and transform your remittance services with Balad Link.

